

# Rice Cooker

# HITACHI



# IH & Inverter Series



**IH**  
INVERTER

Conventional



IH & Inverter



Rice is cooked more evenly than conventional (microcomputer type) due to magnetic forces.



RZ-JHE18Y  
Brown Gold



RZ-GHE18Y  
Red


# Advanced IH & Inverter - Ultimate Rice Cooker Technology

## IH Technology

The most advanced heating technology for rice cookers

The induction heating (IH) produces magnetic forces that generate heat in the pot itself to yield rice that's fluffy and has a uniform texture and delicious taste.

Inner pot heats up on its own due to magnetic forces. Rice is cooked more evenly.



Inner pot conducts electricity from magnetic forces and heats up on its own.

Uniform heat distribution

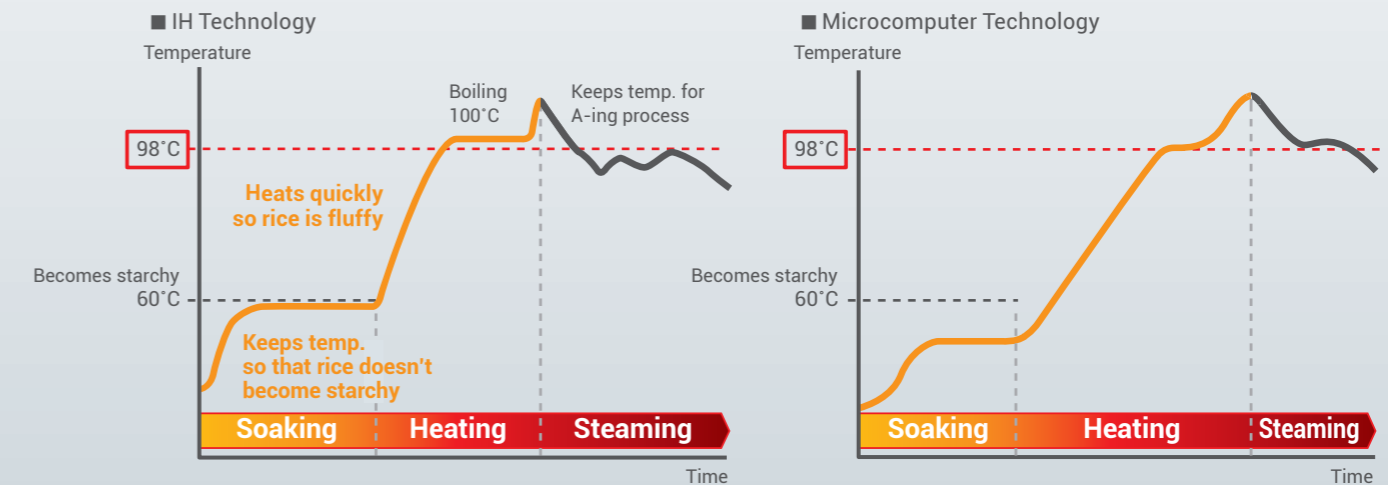
Rice cooks evenly.

## Inverter Technology

Inverter control enables fine adjustment of heating power for delicious results

High Power  
**1300W**

With Inverter technology, IH rice cooker heating can be controlled much more precisely than conventional microcomputer types, making it ideal for delicious cooking result. When the rice is soaking, it is kept at the optimum temperature to efficiently absorb water. And the cooker is able to start cooking rice with high efficiency and high 1,300W heating power immediately after the optimum soaking time.



## Auto Recipe Mode

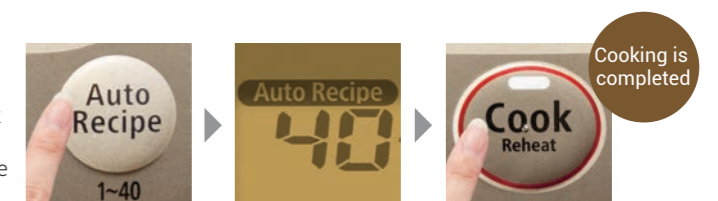
The Auto Recipe Mode lets you choose from 40 recipes in the instruction booklet. Cooking your favorite dishes is easier than ever!  
\*Applies to the RZ-JHE18Y.

**40 Recipes**

<p><b>Thai Food</b></p>	<p><b>Vietnamese / Malay-Chinese Food</b></p>	<p><b>Japanese Food</b></p>
<p><b>Bakery</b></p>		

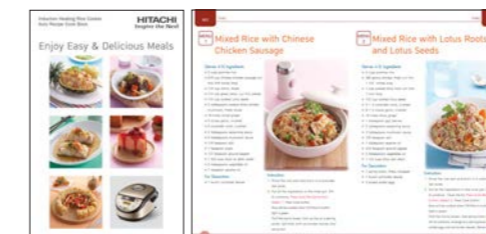
## Direct Mode Select Buttons

Simply put in the ingredients indicated in the cookbook and press the necessary buttons. It's that easy! Dishes are cooked automatically at the set temperature for each recipes.



## Cookbook

The cookbook also contains six recipes for dishes made using conventional modes instead of the Auto Recipe Mode.  
\*Colored recipe book is available for the RZ-JHE18Y.



## Auto Recipe List

A simple, water-resistant recipe list is also provided. You can leave it next to the rice cooker for easy checking of recipe numbers.  
\*Colored recipe list is available for the RZ-JHE18Y.





**IH**  
INVERTER

**40 Recipes** **Auto Recipe Mode**  
Lets you choose from 40 recipes in the instruction booklet. Cooking your favorite dishes is easier than ever!  
\*Applies to the RZ-JHE18Y.



**Easy to Use**

Large, easy-to-read display

Clock Timer lets you set the time at which cooking is completed.

**Auto Recipe**  
Select a recipe number, press the cook button and your chosen dish is cooked automatically.\*  
\*RZ-GHE18Y has Direct Slow Cook button instead.

Press "Reheat" to heat up rice and keep rice warm.

Handles for easy taking out and putting back

Bright Water Level Indicator


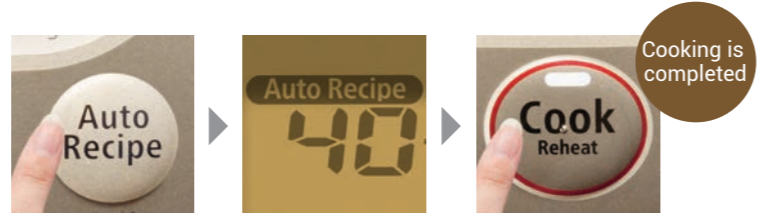
Steam Basket

Steam Tray

RZ-JHE18Y

**Direct Mode Select Buttons**

Simply put in the ingredients indicated in the cookbook and press the necessary buttons. It's that easy! Dishes are cooked automatically at the set temperature for each recipe.  
\*Applies to the RZ-JHE18Y.



**3.6mm Thick Iron Pot**

Because iron is a material that efficiently generates heat, it maximizes the potential of induction heating. The heat from the iron is rapidly transmitted to the highly conductive aluminum. Thanks to the pot's 3.6mm thickness, heat is transmitted uniformly to cook rice evenly. The pot also retains heat exceptionally well to further ensure delicious, fluffy rice.  
\*Applies to the RZ-JHE18Y. 2.3mm for RZ-GHE18Y.

**Multiple Cooking Mode**

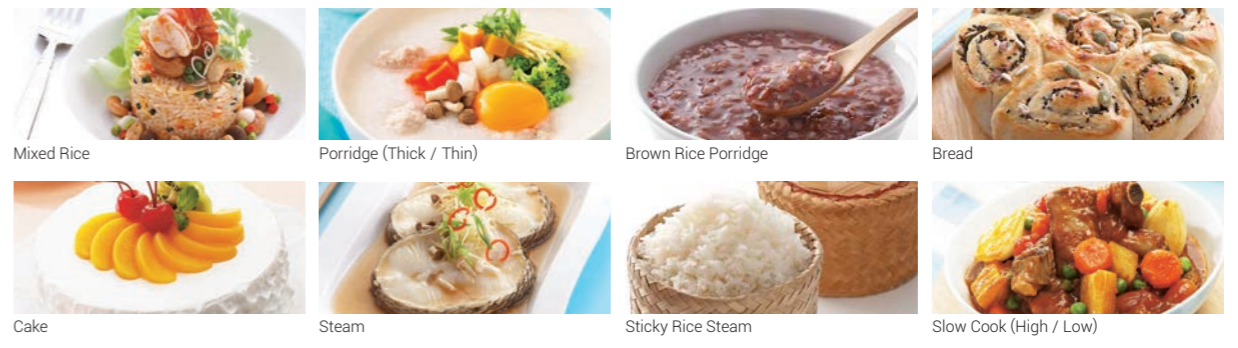
**Various Rice Modes**

Different modes and water level indications ensure the best results with the type of rice you're cooking.



**Various Cooking Modes**

The range of modes also includes the healthy Steam and Slow Cook modes. Now you have an even bigger choice of ways to cook.



**Rapid Eco Course** **ECO**

The combination of Hitachi's IH and Inverter technology enables rapid cooking that yields delicious rice with just the right texture, all while reducing energy use.



**RZ-JHE18Y 1.8L**

- Features
- 1,300W
  - Auto Recipe Mode : 40 Recipes
  - Auto Recipe Cookbook / List
  - Multiple Cooking Modes : 15 Cooking Modes
  - Steam Basket
  - Steam Tray
  - Removable Inner Lid
  - 3.6mm Thick Iron Pot
  - Reheat
  - Timer

**RZ-GHE18Y 1.8L**

- Features
- 1,300W
  - Multiple Cooking Modes : 14 Cooking Modes
  - Steam Basket
  - Steam Tray
  - Removable Inner Lid
  - 2.3mm Thick Iron Pot
  - Reheat
  - Timer

# Microcomputer Series



Various Rice Modes  
 ×  
 Various Cooking Modes



RZ-D18WFY / D10WFY  
 Red / Black  
 \*RZ-D10WFY has red color only.



RZ-D18VFY / D10VFY  
 Off Black / Dark Red



RZ-D18XFY / D10XFY  
 Gray White



RZ-D18GFY / D10GFY  
 White



RZ-PMA18Y / PMA10Y  
 White



RZ-ZH18Y / ZH10Y  
 White



RZ-S18VN  
 Black



RZ-R18XN  
 White

# 40\* Recipes

## Auto Recipe

The Auto Recipe Mode lets you choose from 40 recipes in the instruction booklet. Cooking your favorite dishes is easier than ever!

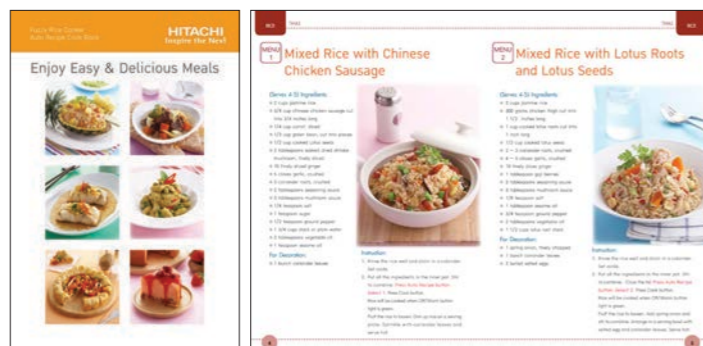
\*Applies to the RZ-D18WFY and D10WFY. The numbers of recipes differs depending on the models.



### Cookbook

The cookbook also contains six recipes for dishes made using conventional modes instead of the Auto Recipe Mode.

\*Colored recipe book is available for the RZ-D18WFY / D10WFY.



### Auto Recipe List

A simple, water-resistant recipe list is also provided, you can leave it next to the rice cooker for easy checking of recipe numbers.

\*Colored recipe list is available for the RZ-D18WFY / D10WFY.



### Simple Operation

The often-used buttons are large and located in the center. The large letters are also easy to see.



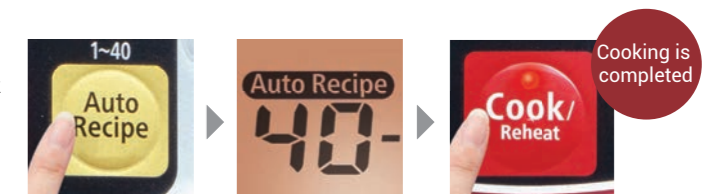
Select a recipe number, press the cook button and your chosen dish is cooked automatically.

Press "Reheat" to preserve cooked rice warm so you can always enjoy delicious rice. It can be used temporarily to heat up rice just before serving.

\*Applies to the RZ-D18WFY, D10WFY, D18VFY and D10VFY.

### Direct Mode Select Buttons

Simply put in the ingredients indicated in the cookbook and press the necessary buttons. It's that easy! Dishes are cooked automatically at the set temperature for each recipe.



# Double Cook

Hitachi's rice cooker carries Double Cook mode to help you cook meals more effortlessly. Plus it helps you to cook more delicious rice with high power and thicker 3.0mm\*<sup>1</sup> iron pot.

\*Applies to the RZ-D18WFY, D10WFY, D18VFY, D10VFY, D18XFY, D10XFY, D18GFY and D10GFY.  
\*<sup>1</sup> Applies to the RZ-D18WFY, D10WFY, D18VFY and D10VFY.

**10**  
Recipes

## Meals Cooking 10 Recipes

You can cook various steam dishes from the 10 recipes developed with Maeбан, cooking school in Thailand.

**แมบ้าน Maeбан**



## Rice Cooking

You can cook 2 types of rice with Double Cook mode.



Jasmine (Fragrant) Rice

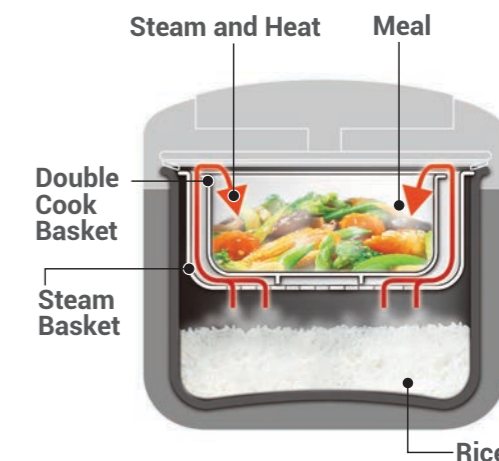
White Rice

Images are for illustrative purposes only.




## Cooking with Steam and Heat Generated from Cooking Rice

With Double Cook Mode, using the two baskets - Double Cook Basket and Steam Basket, dishes are cooked separately with steam and heat that is generated when cooking rice and goes through the baskets.



## Simple Operation



One push of the button starts simultaneous cooking of rice and meal. Just place the ingredients in the set of baskets, and put above the rice inner pot and set into the main unit. Press the button and let it prepare dishes for you!

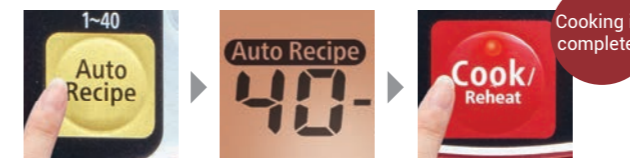
\*3 cups of rice for 1.8L models and 2 cups of rice for 1.0L models.



## 40\* Auto Recipe Mode

Lets you choose from 40 recipes in the instruction booklet. Cooking your favorite dishes is easier than ever!  
 \*Applies to the RZ-D18WFY, D10WFY, D18VFY, D10VFY, D18XFY and D10XFY. The numbers of recipes differs depending on the models.

### Direct Mode Select Buttons



## 10 Recipes Double Cook\*

This feature enables to cook rice and meal at the same time. Select your favorite dish from 10 recipes.

\*Applies to the RZ-D18WFY, D10WFY, D18VFY, D10VFY, D18XFY, D10XFY, D18GFY and D10GFY.



## Simple Operation

Just place the ingredients in the set of baskets, and put above the rice inner pot and set into the main unit. Press the button and let it prepare dishes for you!

\*3 cups of rice for 1.8L models and 2 cups of rice for 1.0L models.

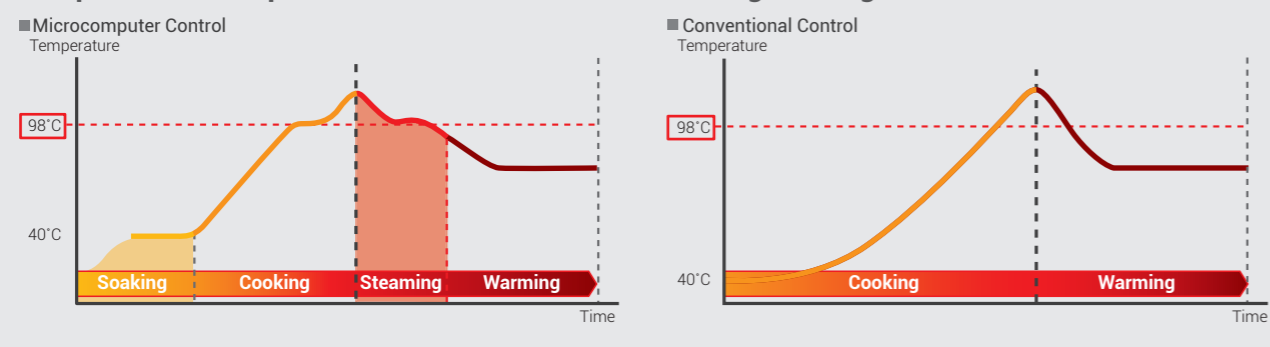


## Microcomputer Controlled Heating

### Thorough Soaking and Steaming for Delicious Results

Microcomputer control rice cookers ensure the exact temperature at different stages of rice cooking. Rice is first allowed to absorb water at a moderate temperature before the water is fully heated to boiling point. And once the rice is cooked, excess water is purged from it and the cooker switches to a special steaming process. The final result is deliciously cooked rice, kept warm until you're ready to serve it.

### Comparison of Temperature Curve Inside of the Pot During Cooking



## Enjoy Delicious Fluffy Rice with the 3.0mm Thick Black Pot

The bottom of the pot features convection ridges that increase heat convection to cook rice evenly and delicious.  
 \*Applies to the RZ-D18WFY, D10WFY, D18VFY and D10VFY.



### Convection Ridges



### 5-Layer Construction with Improved Durability and Conductivity

- ① Non-stick Material Coating  
Rice doesn't easily stick, so it's easy to clean.
- ② Reinforced Aluminum Layers  
The aluminum has been strengthened for improved durability.
- ③ Aluminum Alloy  
Efficiently conducts heat.
- ④ Convection Ridges  
Increases heat convection to cook rice evenly and delicious.
- ⑤ Metallic Black Coating  
Rapidly absorbs radiation heat from the heater.





# Multiple Cooking Mode

\*The number of cooking mode differs depending on the models.

## Various Rice Modes

Different modes and water level indications ensure the best results depending on the type of rice you're cooking.



Jasmine (Fragrant) Rice



Japanese Rice



White Rice



Brown Rice



Sticky (Glutinous) Rice

### Mixed Grain

Mixed Grain Course is newly added for the one-step-healthier meal.



## Various Cooking Modes

The range of modes also includes the healthy Steam and Slow Cook modes. Now you have an even bigger choice of ways to cook.



Mixed Rice



Porridge (Thick / Thin)



Cake



Steam



Brown Rice Porridge



Bread



Sticky Rice Steam



Slow Cook (High / Low)

## Double Cook Models



Red

Black

RZ-D18WFF / D10WFF 1.8L / 1.0L

### Features

- 1,000W (1.8L)
- 800W (1.0L)
- Auto Recipe Mode : 40 Recipes
- Multiple Cooking Mode : 16 Cooking Modes
- Double Cook
- Double Cook Basket
- Steam Basket
- Super Big Steam Cap
- Removable Inner Lid
- 3.0mm Thick Black Pot
- Timer
- Melody
- Rapid Eco
- Reheat



Gray White

RZ-D18XFY / D10XFY 1.8L / 1.0L

### Features

- 820W (1.8L)
- 540W (1.0L)
- Auto Recipe Mode : 10 Recipes
- Multiple Cooking Mode : 13 Cooking Modes
- Double Cook
- Double Cook Basket
- Steam Basket
- Big Steam Cap
- Removable Inner Lid
- 2.0mm Thick Black Pot
- Timer
- Melody
- Super Rapid Mode



Off Black

Dark Red

RZ-D18VFF / D10VFF 1.8L / 1.0L

### Features

- 820W (1.8L)
- 540W (1.0L)
- Auto Recipe Mode : 20 Recipes
- Multiple Cooking Mode : 14 Cooking Modes
- Double Cook
- Double Cook Basket
- Steam Basket
- Super Big Steam Cap
- Removable Inner Lid
- 3.0mm Thick Black Pot
- Timer
- Melody
- Super Rapid Mode
- Reheat



White

RZ-D18GFY / D10GFY 1.8L / 1.0L

### Features

- 820W (1.8L)
- 540W (1.0L)
- Multiple Cooking Mode : 10 Cooking Modes
- Double Cook
- Double Cook Basket
- Steam Basket
- Big Steam Cap
- 2.0mm Thick Pot
- Timer
- Melody
- Rapid

## Other Features



### Super Big Steam Cap

\*Applies to the RZ-D18WFF, D10WFF, D18VFF and D10VFF.



### Big Steam Cap

\*Applies to the RZ-D18XFY, D10XFY, D18GFY and D10GFY.

The newly designed, stylish bigger cap provides more space to hold sticky vapor and prevents water from spilling.

\*Applies to the RZ-D18WFF, D10WFF, D18VFF, D10VFF, D18XFY, D10XFY, D18GFY and D10GFY.



### Bright Water Level Indicator\*

Helps you adjust water level to the optimum amount depending on type of rice.



### Steam Basket\*

Cook steamed glutinous rice and healthy dishes such as steamed vegetables.

## Extra Convenience

### Reheat

Preserve cooked rice warm so you can always enjoy delicious rice. It can be used temporarily to heat up rice just before serving.

\*Applies to the RZ-D18WFF, D10WFF, D18VFF and D10VFF.

### Timer

Makes sure your rice will be ready exactly when you want it.

### Melody

A melody is played at the end of cooking to let you know that the rice is cooked and ready to be served.

### Super Rapid Mode

Cooks 2 to 5 cups of rice in only about 22 to 30 minutes.

\*Applies to the RZ-D18VFF, D10VFF, D18XFY and D10XFY.



## Superior Models



White

RZ-PMA18Y / PMA10Y  
1.8L / 1.0L

### Features

- 630W (1.8L)
- 450W (1.0L)
- Multiple Cooking Mode : 8 Cooking Modes
- Timer
- Melody
- Rapid

## Standard Models



White

RZ-ZH18Y / ZH10Y  
1.8L / 1.0L

### Features


- 820W (1.8L)
- 540W (1.0L)
- Multiple Cooking Mode : 5 Cooking Modes
- Timer
- Melody
- Rapid



### Metallic Look Touch Control

A large LED touch control hidden under the metallic look surface for meeting your culinary needs. The menus will appear when it's plugged in and disappear when it's not in use.

An elegant design that suits all kitchens and a simple wipe is all it takes to clean the surface.



### 3D Heating System

Powerful heat circulation from top, side, and bottom to cook rice and keeps warm up to 36 hours. Offering the convenience of food staying warm for an extended period.



### LED Touch Control

A large LED touch control hidden under the surface for meeting your culinary needs. The menus will appear when it's plugged in and disappear when it's not in use. An elegant design that suits all kitchens and a simple wipe is all it takes to clean the surface.



### 14 Cooking Modes for Various Recipes

The range of modes also includes cake, healthy steam, slow and fast cook modes. Now you have an even bigger choice of ways to cook. Cooking time and temperature can be adjusted depends on your needs.




### Detachable Steam Valve & Steam Lid

Designed to be taken off for simple cleaning. Both steam valve and steam lid can be removed separately.



### 16 Cooking Modes for Various Recipes

The range of modes includes jams and yogurt and healthy steam modes. Now you have an even bigger choice of ways to cook. Cooking time and temperature can be adjusted depends on your needs even with the fast cook and slow cook modes.




### Heat wave Design

Designed to enhance heat transfer throughout the pot. Offering consistently cooked rice.

### Non-Stick Coating & 2 mm Inner Pot with 5 Layers

Food doesn't easily stick, so it's easy to clean. Provides efficient heat distribution throughout the pot resulting in evenly cooked rice. It makes cleaning effortless and enhances durability with scratch-resistant.



### Heat wave Design

Designed to enhance heat transfer throughout the pot. Offering consistently cooked rice.

### Ceramic Coating & 3 mm Inner Pot with 5 Layers

Food doesn't easily stick, so it's easy to clean. Provides efficient heat distribution throughout the pot resulting in evenly cooked rice. It makes cleaning effortless and enhances durability with scratch-resistant.



### Detachable Steam Valve & Steam Lid

Designed to be taken off for simple cleaning. Both steam valve and steam lid can be removed separately.



### Rice Cooking Mode for Different Types of Rice

Different modes and water level indications with the temperature sensor on top and 7 steps of heating help detect the boiling point to ensure the best results depending on the type of rice you're cooking.



### Inner Pot Handles

For easy carrying out after cooking.

### Multiple accessories

Rice scoop ( Stand alone type)/ Measuring cup / Steam basket / Soup ladle



### Rice Cooking Mode for Different Types of Rice

Different modes and water level indications with the temperature sensor on top and 7 steps of heating help detect the boiling point to ensure the best results depending on the type of rice you're cooking.



### Inner Pot Handles

For easy carrying out after cooking.

### Multiple accessories

Rice scoop ( Stand alone type)/ Measuring cup / Steam basket / Soup ladle





Black

### RZ-S18VN BK 1.8L

#### Features

- 860-1020W
- Multiple Cooking Mode: 16 Cooking Modes
- 3D heating System
- Detachable Steam Valve & Steam Lid
- Steam Basket
- Removable Inner Lid
- 3.0mm Thick Black Pot
- Ceramic Coating Inner Pot
- Pre-set Timer
- Detachable Cord



White

### RZ-R18XN W 1.8L

#### Features

- 860-1020W
- Multiple Cooking Mode: 14 Cooking Modes
- Detachable Steam Valve & Steam Lid
- Steam Basket
- Removable Inner Lid
- 3.0mm Thick Black Pot
- Non-Stick Coating inner pot
- Pre-set Timer
- Detachable Cord

## Mechanical Series

### 3D Heating System

Powerful heat circulation from top, side and bottom to cook perfect rice.



\*Image is for illustrative purposes only.

### Removable Steam Lid & Non-stick Pot

The removable lid & non-stick pot makes clean-up easily.



## Features that will Enhance Your Cook

Keeping your food warm up to 12 hours

Conventional design, Simple handle to carry

Multiple accessories (Rice scoop / Measuring cup / Steam basket)

Detachable power cord









White

### RZ-S18MM W 1.8L

#### Features









- 800W
- Cook / Warm Mode
- 12 Hours Keep Warm

## SPECIFICATIONS

	IH & Inverter Series		Microcomputer Series			
						
<b>Model</b>	RZ-JHE18Y	RZ-GHE18Y	RZ-D18WFY	RZ-D10WFY	RZ-D18VFY	RZ-D10VFY
<b>Capacity (L)</b>	1.8	1.8	1.8	1.0	1.8	1.0
<b>Maximum Amount of Rice (Measurement Cups)</b>	10 cups	10 cups	10 cups	5.5 cups	10 cups	5.5 cups
<b>Mode</b>	Auto Recipe Mode (Menu) ● (40)	—	● (40)	—	● (20)	—
Double Cook	—	—	●	—	●	—
Jasmine Rice	●	●	●	—	●	—
Japanese Rice	●	●	●	—	●	—
White Rice	●	●	●	—	●	—
Brown Rice	●	●	●	—	●	—
Sticky Rice	●	●	●	—	●	—
Mixed Rice	●	●	●	—	●	—
Mixed Grain	—	—	●	—	—	—
Porridge (Thick / Thin)	●	●	●	—	●	—
Brown Rice Porridge	●	●	●	—	—	—
Bread	●	●	●	—	—	—
Cake	●	●	●	—	●	—
Steam	●	●	●	—	●	—
Sticky Rice Steam	●	●	●	—	—	—
Rice Berry	●	●	—	—	—	—
Slow Cook	High / Low	High / Low	High / Low	—	●	—
Reheat	●	●	●	—	●	—
<b>Inner Pot</b>	Thickness (mm) 3.6	2.3	3.0	—	3.0	—
Non-stick Material Coating	Carbon Fluorine Coating	Carbon Fluorine Coating	●	—	●	—
Outer Side	Anti-rust Coating	Anti-rust Coating	—	—	—	—
Bottom	—	—	—	—	—	—
<b>Timer</b>	Timer Clock Timer ~ 23hr 50min	Clock Timer ~ 23hr 50min	~12.5 hours	—	~12.5 hours	—
Slow Cook Timer	~12.5 hours	~12.5 hours	~12.5 hours	—	~12.5 hours	—
Porridge Timer	●	●	●	—	●	—
Rapid Rice Cooking Program*	Rapid Eco	Rapid Eco	Rapid Eco	—	Rapid Eco	—
<b>Usability</b>	Removable Steam Cap Stainless Covered Cap	Stainless Covered Cap	Super Big Steam Cap	—	Super Big Steam Cap	—
Removable Inner Lid	●	●	—	—	●	—
Water Level Indicator	Bright	Bright	Bright	—	Bright	—
Steam Basket	●	●	●	—	●	—
Double Cook Basket	—	—	●	—	●	—
Cookbook	● (Auto Recipe)	●	● (Auto Recipe)	—	● (Auto Recipe)	—
Auto Recipe List	—	—	●	—	●	—
Melody	●	●	●	—	●	—
Accessories	Steaming Plate / Measuring Cup / Rice Scoop / Rice Scoop Holder	Steaming Plate / Measuring Cup / Rice Scoop / Rice Scoop Holder	Measuring Cup / Rice Scoop	—	Measuring Cup / Rice Scoop	—
<b>Technical Specs</b>	Cooking Power (W) 1,300	1,300	1,000	800	820	540
Warming Power (Wh)	42	42	40	33	40	38
Weight (Net, kg)	5.7	5.3	4.6	3.8	4.6	3.8
Dimensions (W×D×H, cm) (approx.)	29×39×21	29×39×21	30×38×27	26×34×23	30×38×27	26×34×23
RoHS	●	●	●	—	●	—
<b>Body Colour</b>	Brown Gold	Red	Red Black	Red	Dark Red	Off Black




\*Rapid Rice Cooking Program applies to (1) Jasmine rice, (2) Japanese rice, and (3) White rice.

## SPECIFICATIONS

		Microcomputer Series							
									
Model		RZ-D18XFY	RZ-D10XFY	RZ-D18GFY	RZ-D10GFY	RZ-PMA18Y	RZ-PMA10Y	RZ-ZH18Y	RZ-ZH10Y
Capacity (L)		1.8	1.0	1.8	1.0	1.8	1.0	1.8	1.0
Maximum Amount of Rice (Measurement Cups)		10 cups	5.5 cups	10 cups	5.5 cups	10 cups	5.5 cups	10 cups	5.5 cups
Mode	Auto Recipe Mode (Menu)	● (10)	—	—	—	—	—	—	—
	Double Cook	●	●	●	●	●	●	●	●
	Jasmine Rice	●	—	—	—	—	—	—	—
	Japanese Rice	—	—	—	—	—	—	—	—
	White Rice	●	●	●	●	●	●	●	●
	Brown Rice	●	●	●	●	●	●	●	●
	Sticky Rice	●	●	●	●	●	●	●	●
	Mixed Rice	●	—	—	—	—	—	—	—
	Mixed Grain	●	—	—	—	—	—	—	—
	Porridge (Thick / Thin)	●	●	●	●	●	●	●	●
	Brown Rice Porridge	—	—	—	—	—	—	—	—
	Bread	●	—	—	—	—	—	—	—
	Cake	●	●	●	●	●	●	●	●
	Steam	●	●	●	●	●	●	●	●
	Sticky Rice Steam	—	—	—	—	—	—	—	—
	Rice Berry	—	—	—	—	—	—	—	—
	Slow Cook	●	●	●	●	●	●	●	●
Reheat	—	—	—	—	—	—	—	—	
Inner Pot	Thickness (mm)	2.0	2.0	2.0	1.0	1.0	1.0	1.5	1.5
	Non-stick Material Coating	●	●	●	●	●	●	●	●
	Outer Side	Metallic Black Coating	—	Aluminum	—	Aluminum	—	Aluminum	—
	Bottom	Convection Ridges	—	Convection Ridges	—	Convection Ridges	—	Convection Ridges	—
Timer	Timer	~12.5 hours	~12.5 hours	~12.5 hours	~12.5 hours	~12.5 hours	~12.5 hours	—	—
	Slow Cook Timer	~12.5 hours	~12.5 hours	~12.5 hours	~12.5 hours	~12.5 hours	~12.5 hours	—	—
	Porridge Timer	●	●	●	●	●	●	—	—
Usability	Rapid Rice Cooking Program*	Super Rapid	—	Rapid	—	Rapid	—	—	—
	Removable Steam Cap	Big Steam Cap	—	Big Steam Cap	—	Big Steam Cap	—	—	—
	Removable Inner Lid	●	—	—	—	—	—	—	—
	Water Level Indicator	Bright	—	Bright	—	Bright	—	—	—
	Steam Basket	●	●	●	●	●	●	●	●
	Double Cook Basket	●	●	●	●	●	●	●	●
	Cookbook	● (Auto Recipe)	—	—	—	—	—	—	—
	Auto Recipe List	●	—	—	—	—	—	—	—
	Melody	●	—	—	—	—	—	—	—
	Accessories	Measuring Cup / Rice Scoop	—	Measuring Cup / Rice Scoop	—	Measuring Cup / Rice Scoop	—	Measuring Cup / Rice Scoop	—
Technical Specs	Cooking Power (W)	820	540	820	540	630	450	820	540
	Warming Power (Wh)	40	33	40	33	40	33	23	23
	Weight (Net, kg)	4.2	3.3	4.1	3.2	4.0	3.4	3.6	2.7
	Dimensions (W×D×H, cm) (approx.)	30×38×26	26×34×23	30×38×26	26×34×23	30×38×23	26×34×20	27×38×23	24×34×20
	RoHS	●	●	●	●	—	—	—	●
Body Colour	Gray White	—	White	—	White	—	White	—	

\*Rapid Rice Cooking Program applies to (1) Jasmine rice, (2) Japanese rice, and (3) White rice.

## SPECIFICATIONS

		Microcomputer Series		Mechanical Series
				
Model		RZ-S18VN BK	RZ-R18XN W	RZ-S18MM W
Capacity		1.8	1.8	1.8
Maximum Amount of Rice (Measurement Cups)		10 cups	10 cups	10 cups
Heating Element		3D	—	3D
Mode	Fast Cook	●	●	—
	Jasmine / Japanese Rice	●	●	—
	White Rice	●	●	—
	Mixed Grain	●	●	—
	Brown Rice	●	●	—
	Mixed/Sticky Rice	●	●	—
	Congee	●	●	—
	Soup	●	●	—
	Porridge	●	●	—
	Slow Cook	●	●	—
	Stew	●	●	—
	Cake	●	●	—
	Yogurt	●	—	—
	Jam	●	—	—
	Steam	●	●	—
	DIY	●	●	—
	Inner Pot	Thickness (mm)	3.0	2.0
Inner Side Coating		Ceramic	Non-Stick	●
Outer Side Coating		Metallic Black	Metallic Black	Anti-rust
Timer		Pre-set (~24 hours)	Pre-set (~24 hours)	—
Keep Warm		36 hours	24 hours	12 hours
Usability	Removable Steam Cap	●	●	●
	Removable Inner Lid	●	●	●
	Water Level Indicator	●	●	●
	Steam Basket	●	●	●
	Pot Handle	●	●	—
	Detachable Power Cord	●	●	●
	Accessories	Measuring Cup / Rice Scoop / Soup Ladle	—	Measuring Cup / Rice Scoop / Soup Ladle
Control Panel		Metallic Look Touch Panel	LED Touch Panel	—
Technical	Cooking Power (W)	860-1020	860-1020	800
	Warming Power (Wh)	70/860	860	61
Specs	Weight (Net, kg)	4.5	4.2	2.9
	Dimensions (W×D×H, cm) (approx.)	31.4×44.1×28.0	31.4×44.1×28.0	32×31×31
	Body Colour	Black	White	White